



Spalding University Fact Book 2013-2014

Confidential
for
Internal Use Only

Prepared by the
Office of Institutional Effectiveness
2-24-2014

Table of Contents

Forward	1
University Profile	2
Carnegie Classification.....	2
History and Characteristics	3
Location	3
Mission Statement	4
The World's First Compassionate University	4
Charter of Compassion	5
Academic Calendars	6
Undergraduate Academic Calendar 2013-2014	6
Adult Accelerated Program Academic Calendar 2013-2014	6
Graduate Academic Calendar 2012-2013.....	6
University Accreditation	7
Professional Accreditation.....	7
List of Degrees.....	9
Administration and Leadership Team	11
Board of Trustees	12
Deans and Chairs.....	13
Codes.....	14
Library	15
Technology	16
Admissions 2012-2013.....	18
Undergraduate Admission Requirements	19
Graduate Admission Requirements	19
Completion Rates Reported to IPEDS.....	20
Professional Exam Pass Rates	21
Graduation Rates as Reported to IPEDS	22
Tuition and Cost – 2013-2014	23
Tuition and Fees – 2013-2014	23
Housing Costs– 2013-2014	24
Tuition and Cost Reported in IPEDS Institutional Characteristics Report	25
Financial Aid	27
Financial Aid 2013: Full-time, First-Time, Degree-Seeking Cohort (as reported in IPEDS)	27
College Affordability.....	27
Student Enrollment	28
Student Ethnicity.....	30

Undergraduate Student Diversity (CPE Fall Enrollment 2013)	31
Graduate Student Diversity (CPE Fall Enrollment 2013)	31
Enrollment	32
Age of Students	33
ETS Proficiency Profile	34
Athletics.....	35
Championships & Athlete Recognitions	35
Intermural Sports 2013-14.....	35
Athletics Staff	35
Athletic Coaches	36
NCAA Data	37
Athletic Facilities	37
Finances	39

Spalding University Fact Book 2013-2014

Forward

You are reading the sixth edition of the Spalding University Fact Book. The Office of Institutional Effectiveness produced the 2013-2014 Fact Book in order to provide useful information to the Spalding University community. It serves as a reference for members of the university community providing data on students, programs, finances, and assessment activities.

The data contained in this edition is based mostly on data reported for the 2012-13 academic year and compiled from various resources for comparative purposes. Information was obtained from Ellucian Colleague (formally Datatel), student information system, the Integrated Postsecondary Education Data System (IPEDS), the U.S. Department of Education's National Center for Education Statistics (NCES), the Kentucky Council on Postsecondary Education (KCPE), Kentucky State Data Center, and the US Census Bureau.

The Office of Institutional Effectiveness would like to extend its sincere thanks to everyone who has contributed to the production of this Fact Book.

Comments, questions and feedback on this publication may be addressed to:

Kay Vetter
Director of Institutional Effectiveness
Spalding University
845 S. Third Street
Louisville, KY 40203
Email: kvetter@spalding.edu
Phone: 502-873-4363
Fax: 502-992-2404

University Profile

	<u>Fall 2013</u>	<u>Fall 2014</u>
Undergraduate Headcount	1429	1371
AAP Headcount (Undergraduate subset)	N/A	384
Graduate Headcount	1086	996
Total Headcount	2515	2367
Undergraduate FTE	1178	1139
Graduate FTE	975	890
Total FTE (SACS Calculation)	2153	2029

Average Class Size = 9 students

Student Profile

<u>Undergraduate</u>	<u>Graduate</u>
70% Female	78% Female
30% Male	22% Male

Over 84% of our students are from KY

15% Out-of-state

1% International

30% Minority

Carnegie Classification

Level:	4-year or above
Control:	Private not-for-profit
Classification	Category
Undergraduate Instructional Program:	Prof+A&S/SGC: Professions plus arts & sciences, some graduate coexistence
Graduate Instructional Program:	Doc/Prof: Doctoral, professions dominant
Enrollment Profile:	MU: Majority undergraduate
Undergraduate Profile:	MFT4/I: Medium full-time four-year, inclusive
Size and Setting:	S4/NR: Small four-year, primarily nonresidential
Basic:	DRU: Doctoral/Research Universities

History and Characteristics

Spalding University celebrates almost two centuries of academic tradition and service, extending back to 1814 when the Sisters of Charity of Nazareth established Nazareth Academy at Nazareth, near Bardstown, Kentucky. Since 1920, the private, Catholic institution has been located on an urban campus in downtown Louisville.

In 1973, the College was incorporated as an independent, urban, coeducational institution in the Catholic tradition for students of all traditions. In 1984, based on the wide range of programs offered, the institution was designated Spalding University; the 2005 Carnegie Classification recognized Spalding University as a Doctoral/Research University.



In 2003, Spalding began an innovative six-week session format for its daytime undergraduate programs. Students take one or two courses each session, and each academic year has seven sessions with a minimum one-week break between each session. Spalding also offers some undergraduate degree programs in an accelerated format, where students meet a minimum four hours per week for five weeks with a final two-hour sixth week. In addition, Spalding offers graduate degree programs in multiple formats: accelerated, traditional semester, and low- or brief-residency. Spalding continues its history of service to the Louisville area by providing programs that include components of the liberal arts and sciences and professional education for men and women of all ages and from all sectors of society.

Location

Located in downtown Louisville, Spalding University's urban campus is located between the main business/government district of the city and Old Louisville, a neighborhood of elegant Victorian mansions, which in the latter half of the 19th century was the center of gracious living. Only blocks from Fourth Street Live!, the campus is also adjacent to the Louisville Free Public Library and is conveniently accessible to public transportation. Spalding offers hands-on, pre-professional internship and practicum experiences at renowned businesses, medical facilities, schools and corporate headquarters, which are in close proximity.

Metro Louisville Population (2010 census)

741,096

<http://ksdc.louisville.edu>

Kentucky Postsecondary Education County Profile

<http://www.cpe.ky.gov/info/county/>

Mission Statement

Spalding University is a diverse community of learners dedicated to meeting the needs of the times in the tradition of the Sisters of Charity of Nazareth through quality undergraduate and graduate liberal and professional studies, grounded in spiritual values, with emphasis on service and the promotion of peace and justice.

The World's First Compassionate University

Spalding University is the first confirmed and certified Compassionate University in the world. Having evolved from the Nazareth Academy, founded by the Sisters of Charity of Nazareth in 1814, Spalding's history is a study in compassion, with a commitment to healing and service that goes beyond political affiliation and serves individuals, organizations and causes in the immediate community and beyond. Faculty and staff members of the school served as nursing sisters for both the Union and Confederate armies during the Civil War.

Today this urban, coeducational institution offers more than two dozen degree programs at the bachelor's, master's and doctoral level to more than 2,500 students. A Spalding education in liberal and professional studies is grounded in a heritage of compassion with a contemporary emphasis on service and the promotion of peace and justice.

Compassion is ingrained in the university's interdisciplinary approach to education, with empathy, concern for the wider global community and action represented in each degree program. The Spalding University College of Education partners with under-performing elementary schools, which lack financial resources. The multi-year program is built on a series of collaborations during the school year. Additionally, the School of Social Work partners with students' families to address non-cognitive barriers to learning. Through collaboration and compassion Spalding's efforts act as a catalyst for boosting self-esteem and physically equipping students to succeed in school. In meeting the needs of the school, its students and their families, Spalding fosters an environment where a college education is spoken about, considered and envisioned early on in a young person's academic career.

While we encourage preparation of future students, in order to meet the needs of its current—and growing—student population, Spalding University educates both the traditional student and the working adult. Students benefit from the personal attention provided by an accomplished full-time faculty — 75 percent of whom hold terminal degrees — and a talented part-time faculty of working professionals and practitioners bringing real world experience to the classroom.

Charter of Compassion

<http://charterforcompassion.org/>

The principle of compassion lies at the heart of all religious, ethical and spiritual traditions, calling us always to treat all others as we wish to be treated ourselves. Compassion impels us to work tirelessly to alleviate the suffering of our fellow creatures, to dethrone ourselves from the centre of our world and put another there, and to honour the inviolable sanctity of every single human being, treating everybody, without exception, with absolute justice, equity and respect.

It is also necessary in both public and private life to refrain consistently and empathically from inflicting pain. To act or speak violently out of spite, chauvinism, or self-interest, to impoverish, exploit or deny basic rights to anybody, and to incite hatred by denigrating others -even our enemies- is a denial of our common humanity. We acknowledge that we have failed to live compassionately and that some have even increased the sum of human misery in the name of religion.

We therefore call upon all men and women ~ to restore compassion to the centre of morality and religion ~ to return to the ancient principle that any interpretation of scripture that breeds violence, hatred or disdain is illegitimate ~ to ensure that youth are given accurate and respectful information about other traditions, religions and cultures ~ to encourage a positive appreciation of cultural and religious diversity ~ to cultivate an informed empathy with the suffering of all human beings -even those regarded as enemies.

We urgently need to make compassion a clear, luminous and dynamic force in our polarized world. Rooted in a principled determination to transcend selfishness, compassion can break down political, dogmatic, ideological and religious boundaries. Born of our deep interdependence, compassion is essential to human relationships and to a fulfilled humanity. It is the path to enlightenment, and indispensable to the creation of a just economy and a peaceful global community.

Academic Calendars

Undergraduate Academic Calendar 2013-2014

Undergraduate Day and ASOT

Session 1 8/26—10/4	Fall 2013 Session 2 10/14—11/22	Session 3 12/02—1/24
Session 4 2/3—3/14	Spring 2014 Session 5 3/24—5/1	Session 6 5/12—6/20
Summer 2014 Session 7 6/30—8/8		

Adult Accelerated Program Academic Calendar 2013-2014

AAP and MSBC

*AAP on-line classes will open to students by 6:00pm (EST) on the first Monday of the session in which they are offered

Session 1 8/23—10/3	Fall 2013 Session 2 10/14—11/23	Session 3 12/3—1/25
Session 4 1/31—3/13	Spring 2014 Session 5 3/22—5/3	Session 6 5/9—6/19
Summer 2014 Session 7 6/28—8/9		

Graduate Academic Calendar 2012-2013

	Fall 2013	Spring 2014	Summer 2014
ABA	8/26—12/20	1/6—5/1	5/12—8/8
Education -- Master's	8/26—12/20	1/6—5/1	5/12—8/7
Education -- Doctorate	8/26—1/25	1/31—6/20	6/28—8/7
Nursing -- Master's	8/26—12/20	1/6—5/1	5/12—8/8
Psychology -- Doctorate	8/26—12/20	1/6—5/1	5/12—8/8
Social Work -- Master's	8/23—1/25	1/31—6/20	6/27—8/10
MFA -- Brief Residency	Residency in Louisville 11/15—11/24	Residency in Louisville 5/23—6/1	Residency in Prague TBD

University Accreditation

Spalding University is accredited by the Commission on Colleges of the Southern Association of Colleges and Schools to award associate's, bachelor's, master's, specialist, and doctoral degrees. Contact the Commission on Colleges at 1866 Southern Lane, Decatur, Georgia 30033-4097 or call 404-679-4500 for questions about the accreditation of Spalding University.

Professional Accreditation

School	Accredited Degrees	Accrediting Society	Term of Approved Accreditation
Auerbach School of Occupational Therapy	Master of Science in Occupational Therapy	Accreditation Council for Occupational Therapy Education (ACOTE) American Occupational Therapy Association (AOTA)	*2003-2013
College of Education	Bachelor of Science in Education	National Council for Accreditation of Teacher Education (NCATE)	2012-2018
	Bachelor of Science in Learning and Behavior Disorders (P-12)		
	Master of Arts in Teaching	Kentucky Education Professional Standards Board (EPSB)	2012-2018
	Master of Arts in Education		
School of Nursing	Bachelor of Science in Nursing (Approved by Kentucky Board of Nursing)	Commission on Collegiate Nursing Education (CCNE)	2013-2023
	Master of Science in Nursing		
School of Professional Psychology	Doctor of Psychology	American Psychological Association (APA)	2011-2017
School of Social Work	Bachelor of Science in Social Work	Council on Social Work Education (CSWE)	*2005-2013
	Master of Social Work		

School	Accredited Degrees	Accrediting Society	Term of Approved Accreditation
School of Business	Associate of Arts in Business Administration	International Assembly for Collegiate Business Education (IACBE)	2011-2018
	Bachelor of Science in Accounting		
	Bachelor of Science in Business Administration		
	Post-Bachelor's Certification in Accounting		

*In reaffirmation process

Spalding University was the first private institution of higher education in the Commonwealth of Kentucky to hold membership in the Council of Graduate Schools in the United States.

The undergraduate program in nursing, which was the first baccalaureate program for nurses in the Commonwealth of Kentucky, and the graduate program in nursing are accredited by the Commission on Collegiate Nursing Education (CCNE). The baccalaureate program is approved by the Kentucky Board of Nursing. The School of Nursing is an approved provider of continuing education programs in nursing.

The combined baccalaureate/master's program in occupational therapy is accredited by the Accreditation Council for Occupational Therapy Education (ACOTE).

All programs leading to certification in the School of Education are accredited by the National Council for the Accreditation of Teacher Education (NCATE) and approved by the Kentucky Education Professional Standards Board (EPSB).

The undergraduate and graduate social work programs are accredited by the Council of Social Work Education (CSWE).

The doctoral program in psychology has full accreditation from the American Psychological Association (APA).

Undergraduate programs in business are accredited by the International Assembly for Collegiate Business Education (IACBE).

List of Degrees

School	Undergraduate	Graduate
College of Education		
	Bachelor of Science in Education Elementary Middle Grades Learning and Behavior Disorders (P-12) Secondary	Master of Arts in Teaching Learning and Behavior Disorders Early Elementary Middle Grades Secondary Master of Education Teacher Leadership Master of Arts in School Guidance Counseling Advanced Non-Degree Programs Endorsement for Instructional Computer Technology Endorsement for Reading and Writing Endorsement for Teaching English as a Second Language Rank I and Rank II School Principalship Doctor of Education
Kosair Charities College of Health and Natural Sciences		
Auerbach School of Occupational Therapy	Bachelor of Science in Health Science	Master of Science in Occupational Therapy
Applied Behavior Analysis		Master of Science in Applied Behavior Analysis
School of Natural Science	Bachelor of Science in Natural Science Post-Bachelor's Certificate in Natural Science	
School of Nursing	Associate of Applied Science in Paramedical Medicine Bachelor of Science in Nursing RN to BSN Post-Bachelor's Certificate: Nurse Educator	Master of Science in Nursing Family Nurse Practitioner Pediatric Nurse Practitioner Nurse Educator Post-Master's Certificate Program Family Nurse Practitioner Pediatric Nurse Practitioner Nurse Educator
School of Professional Psychology	Bachelor of Arts in Psychology	Doctor of Psychology in Clinical Psychology Adult Psychology Child/Adolescent/Family Psychology Forensic/Correctional Psychology Health Psychology

College of Social Sciences and Humanities		
---	--	--

School of Business	Associate of Arts in Business Administration	Master of Science in Business Communication
	Bachelor of Science in Accounting	Organizational Leadership
		Project Management
		Healthcare Management
		Nonprofit Administration
	Bachelor of Science in Business Administration	
	Business Management	
	Marketing	
	Human Resource Management	
	Post-Bachelor's Certificate in Accounting	
School of Communication	Bachelor of Science in Communication	
	Communication Studies	
	Business Communication	
	Media Studies	
School of Liberal Studies	Bachelor of Arts in Interdisciplinary Humanities	
	Bachelor of Arts in Interdisciplinary Liberal Studies	
	Bachelor of Arts in Interdisciplinary Social Sciences	
	Bachelor of Fine Arts in Creative Writing	
	Studio Art	
	Master of Fine Arts in Writing	
School of Social Work	Bachelor of Science in Social Work	Master of Social Work

Administration and Leadership Team

Name and Title
Tori Murden McClure, J.D., M. Div., MFA President
L. Randy Strickland, Ed.D., OTR/L, FAOTA Provost
Joanne Berryman, Ed.D. Dean, Kosair Charities College of Health and Natural Sciences
John James, Ph.D. Dean, College of Social Sciences and Humanities
Beverly Keepers, Ph.D. Dean, College of Education
Rick Hudson, Ph.D. Dean of Students
Chris Hart, M.Ed. Dean of Enrollment Management
Mark Hohmann, MA '03, MBA Chief Financial Officer
Ezra Krumhansl, MBA Chief Information Officer
Rick Barney Chief Marketing Officer
Bert Griffin, CFRE Director of Advancement and Philanthropy
Roger Burkman Athletic Director
Kay Vetter, MSBC '12 Director of Institutional Effectiveness
Ron Jackson, MSSW Director of Student Leadership and Development
Jennifer Brockhoff Manager of Human Resources
Emily Norris, JD Legal Counsel
Beth Newberry, MFA Strategic Storyteller

Administration Suite Fax: 502-992-2404
Address: 845 South Third Street
Louisville, KY 40203

Board of Trustees

Chair:	Jon A. Meyer
First Vice Chair:	Brian B. Reynolds, Ed.D. '99
Second Vice Chair:	Paul M. Ratterman
Board Secretary:	Beth Niblock
President:	Tori Murden McClure

Rick Blackwell
 William A. Blodgett, Jr.
 Jeff Bringardner
 Paul Chrisco
 Al Cornish
 Anthony Disser
 M. Serra Goethals, SCN '70
 Nicholas A. Harshfield
 Rose Howard, SCN
 Dana Jackson '99
 David Karem
 Cordell Lawrence '94
 Angela Leet
 James A. Morris
 Janet Geurin Muller '73
 Neal Richmond, M.D.
 James Rissler
 Perry E. Sangalli, Ed.D '98
 William E. Summers V
 Mary C. Osbourn Wolford '59

Faculty Trustee: John Burden, Ph.D

Trustees Emeriti

Jean W. Frazier '56
 Joseph E. Kutz, M.D.
 Harry B. Troutman

Deans and Chairs

College of Education	
Dean, Dr. Beverly Keepers	
	Associate Dean, Dr. Elisabeth Rogers
College of Health and Natural Sciences	
Dean, Dr. Joanne Berryman	
Applied Behavior Analysis	Program Director, Dr. Eric Dubuque
Auerbach School of Occupational Therapy	Associate Dean, Dr. Laura Strickland
School of Natural Science	Chair, Dr. Kathleen Klueber
School of Nursing	Associate Dean, Dr. Patricia Spurr
	Chair, Dr. Paula Travis
School of Professional Psychology	Chair, Dr. Steven Katsikas
College of Social Sciences and Humanities	
Dean, Dr. John James	
School of Business	Chair, Dr. Michelle Reiss
School of Communication	Chair, Dr. Melissa Chastain
Master of Science in Business Communication	Director, Dr. Robin Hinkle
School of Liberal Studies	Chair, Dr. Pattie Dillon
School of Social Work	Interim Chair, Dr. Kevin Borders
Master of Fine Arts in Writing	Program Director, Sena Naslund
	Administration Director, Karen Mann
	Associate Program Director, Kathleen Driskell

Codes

ACT Code = 1534

ATP Code – American Testing Program Code – See CEEB

CEEB Code = 1552 (College Entrance Examination Board) [aka ATP Code] - 4-digit code used by standardized tests, such as SAT.

College Board Code – See CEEB

Federal Unit ID = 157757 - 6-digit identification number assigned to institutions that are in the Postsecondary Education Participants System (PEPS). This system is maintained by the Office of Postsecondary Education (OPE) which tracks the eligibility status of postsecondary institutions. This number is a unique identification assigned to postsecondary institutions surveyed throughout the Integrated Postsecondary Education Data Systems (IPEDS).

FICE = 001960 - 6-digit code originally created by the Federal Interagency Committee on Education.

OPEID = 001960 - Identification number used by the U.S. Department of Education's Office of Postsecondary Education (OPE) to identify schools that have Program Participation Agreements (PPA) so that its students are eligible to participate in Federal Student Financial Assistance programs under Title IV regulations.

Library

Spalding University Through Ownership	The Kentuckiana Metroversity, Inc. By Formal Agreement	Association of Independent Kentucky Colleges and Universities By Formal Agreement
<ul style="list-style-type: none"> • 101,266 Print Materials • Over 100,000 online monographic academic titles • 102 Print Serial Titles • 2,330 Audio-Visual Units • 58 Online Databases & Encyclopedias • 575 Online Reference Books 	<ul style="list-style-type: none"> • At least 2,489,002 Print Materials • At least 18,097 Serials • At least 286 Databases 	<ul style="list-style-type: none"> • Abstracting and Full-Text for 2,742 Periodical Titles <p>Through Kentucky Virtual Network:</p> <ul style="list-style-type: none"> • 49 Databases • Kentucky Statistics • Kentuckiana Digital Library

The library offers many electronic resources with password access to more than 40 online databases and approximately 17,600 full-text online periodicals. Spalding University is a member of the LYRASIS the largest regional library network in the United States. In addition, the nationwide standard Online Computer Library Center (OCLC) cataloging utility is the library's backbone for the creation of Voyager, the online catalog, interlibrary loan activities, technical services support, and staff training opportunities as well as additional discounted electronic resource licenses. The Spalding University Library also incorporates six special collections:

- The Kentucky Collection contains works about the Commonwealth of Kentucky or by Kentucky authors.
- The Juvenile Collection contains exemplars of children's literature across generations of writers, age groups of readers and genre.
- The University Archives contain 1000 linear feet of documents about the history of the college, administrative and official files, photographs, publications, and memorabilia.
- Housed by the Humanities Department, the Edith Stein Collection houses "one of a few worldwide centers that gather and maintain original manuscripts and first and special editions of the works and thoughts of this renowned phenomenologist."
- Housed in the Masters of Fine Arts (MFA) office, the MFA Library provides resources on the craft of writing as well as publications of Spalding University faculty and students as well as residency guest authors.

Technology

Spalding is committed to offering students the latest technology to support learning. The average age of computers on campus is 18 months. In our 9 computer labs we offer students access to a variety of software including: Microsoft Office, SPSS, the Adobe Suite, Google Docs, and SMART Notebook. We have 36 “smart” classrooms equipped with instructor computers, data projectors, SMART Boards, document cameras. In addition to the labs and classrooms, students have access to another 72 student use computers on campus. High speed Wi-Fi is available throughout campus and is supported with a 200Mbps Internet connection. Each student is provided with a portal account to access email, Moodle, registration information, cloud based document creation and storage, and subscription based research tools.

The following chart details on campus and online resources:

Building	Spalding University Campus Informational Resources
Library	Complete wireless access throughout the Library Student Lounge in basement has 4 computers Large Lecture “Smart” Classroom in Basement IT “Smart” Staff Training Lab has 10 Computer Stations & Presenter Station Connected to a Projector Main Floor has 50 Student Computer Stations Room 111 has 20 dual boot Mac and Windows computers and 1 instructor station Collaboratory-Faculty/Staff technology resource center 8 Private “quiet” study rooms with computers in basement and on 2 nd floor The 3 rd Floor has a WI-FI student lounge, 3 “Smart” classrooms and a 24 seat computer lab Mathematics (Carnegie Learning) Classroom Lab
Teilhard Hall	Complete wireless throughout Computer Lab Classrooms (2), one has 20 Student Computer Stations and the other has 30 Student Computer Stations (Both labs run Mac or Windows) 7 “Smart” Classrooms have Instructor Stations connected to a Projector
Mansion, East and West	Complete wireless throughout 6 “Smart” Classrooms have Instructor Stations connected to a Projector 1 Education Lab- has 20 Student Stations plus a teacher station connected to a projector
Third Street Academic Center	Complete wireless access throughout 10 “Smart” Classrooms have Instructor Stations connected to a Projector 1 “Smart” Boardroom has Instructor Station connected to a Projector
University Center	Complete wireless access throughout the University Center 4 Student general use computers in basement lounge

Building	Spalding University Campus Informational Resources
Kosair College of Health and Natural Science Building	8 “Smart” classrooms connected to a projector Lab with 24 Student Computer Stations and one instructor station connected to a projector Lab with 30 Student Computer Stations and one instructor station connected to a projector enTECH Computer Lab has 41 Student Computer Stations with Adaptive Technology
Spalding Suites	6 Student general use computers and a printing kiosk
Home and Office Computers with Online Service	Access to Moodle, Google Docs, email, Web Advisor and to Library Electronic Resources

Admissions 2012-2013

(This data was updated August 2013)

Admission 2012-2013 Day Undergraduate First Time Traditional					
Term	Student Enrollment	% Enrolled after Deposit		11-12 Totals	% of 11-12
S11213	184	95%		152	121%
S21213	2	100%		2	100%
S31213	0	0%		0	0%
S41213	10	100%		8	125%
S51213	2	100%		0	0%
S61213	0	0%		0	0%
S71213	1	100%		0	0%
Totals	199	95%		162	123%
Admission 2012-2013 Day Undergrads-Transfer and Non Trad					
Term	Student Enrollment	% Enrolled after Deposit		11-12 Totals	% of 11-12
S11213	99	98%		98	101%
S21213	9	100%		12	75%
S31213	5	100%		6	83%
S41213	44	96%		40	110%
S51213	11	92%		7	157%
S61213	7	100%		10	70%
S71213	5	100%		9	56%
Totals	180	97%		182	99%
Admission Report 2012-2013 Adult Accelerated Program					
Term	Student Enrollment	% Enrolled after Deposit		11-12 Totals	% of 10-11
S11213	86	99%		86	100%
S21213	25	100%		23	109%
S31213	8	100%		11	73%
S41213	46	100%		56	82%
S51213	16	100%		21	76%
S61213	6	100%		18	33%
S71213	12	100%		17	71%
Totals	199	100%		232	86%

Undergraduate Admission Requirements

Admission Consideration	Required	Recommended	Neither
Secondary school GPA	X		
Secondary school rank		X	
Secondary school record	X		
Completion of college-preparatory program		X	
Recommendations		X	
Formal demonstration of competencies (e.g., portfolios, certificates of mastery, assessment instruments)			X
SAT/ACT	X		
Other Test (Wonderlic, WISC-III, Etc.)			X
TOEFL (Test of English as a Foreign Language) for International applicants	X		

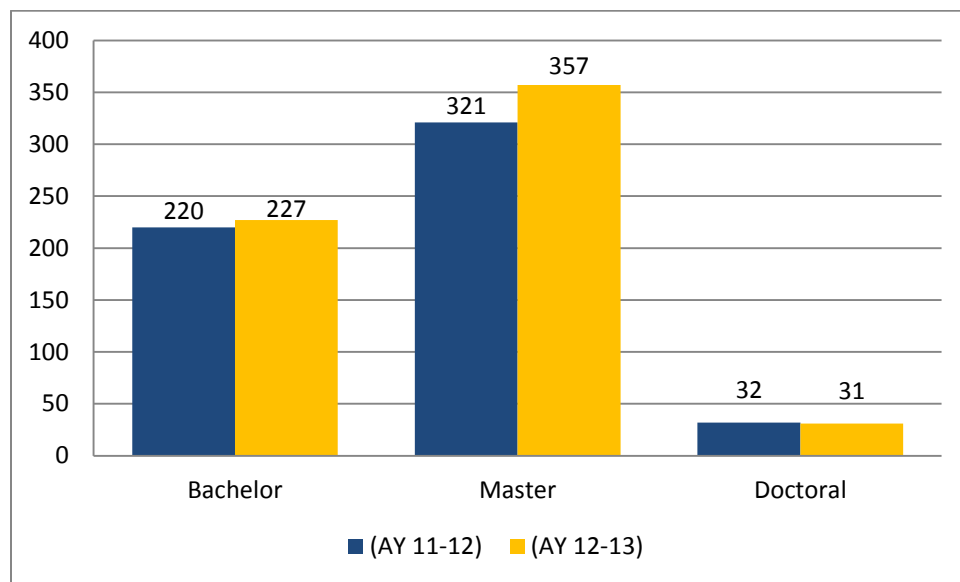
Graduate Admission Requirements

For admission to a graduate program, an applicant must have completed requirements for a bachelor's degree from an accredited institution of higher education. In addition, the applicant must submit all of the following to the Admissions Office:

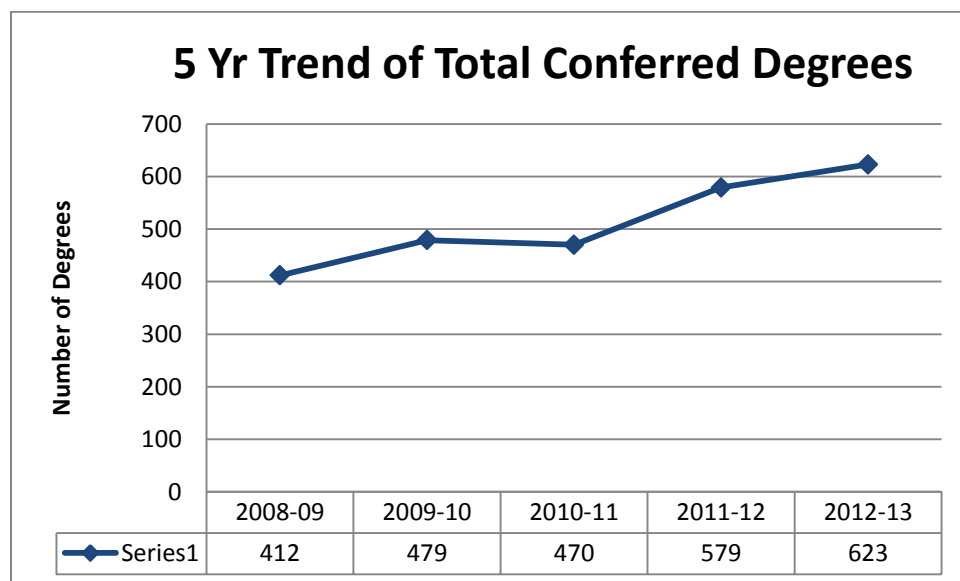
1. Completed application for admission to graduate program
2. Payment of the non-refundable application fee
3. Official transcripts of all undergraduate and graduate college work completed
4. Official GMAT, GRE or MAT scores as required by the program (see program admission requirements)
5. Interview and letters of recommendation as specified by the program (see program admission requirements)
6. Other program-specific requirements as identified in program admission materials

Completion Rates Reported to IPEDS

This data reflects totals of all degree level completions for the 2012-13 academic year.



Below is a graphic of the 5-year trend data that shows growth in all degrees conferred.



Professional Exam Pass Rates

Even though this data is an important benchmark, results of exam pass rate timelines are not consistent among associations which report the data. Below is a list of our most current pass rate data available:

Auerbach School of Occupational Therapy-According to NBCOT data, graduate students who passed their exam within 12 months of graduation in the Auerbach School of Occupational Therapy had a 97% pass rate in 2012. The three year average pass rate for this program is 96%.

College of Education-For the 2011-12 academic year, 55 College of Education Initial Certification students (graduate and undergraduate) completed 141 individual Praxis tests, representing 18 different content areas with a 98% pass rate.

School of Nursing-According to data released by the Kentucky Board of Nursing the pass rate for Spalding nursing students shows that of the 68 students who took the NCLEX in 2012 had a 93% pass rate.

School of Professional Psychology-2011 data from students sitting for the EPPP indicates a 78% pass rate for students who successfully completed the exam on their first attempt and 92% pass rate for those students who attempted the EPPP a second time. Of the students who graduated in 2011, data shows that 90% are currently licensed.

School of Social Work-In 2012, the SSW had two BSSW students/alumni take their state licensure exam, both of which passed that exam. There were a total of 19 MSW students/alumni that took their initial licensing exam. Sixteen of these individuals passed this exam, thus making the pass rate approximately 84.21%. This rate exceeds the national pass rate for first-time test takers. This information is based on the most recent data from the Association of Social Work Boards (ASWB). There are three important caveats to note pertaining to this data/report: (1) ASWB does not collect or analyze data based on academic year(s); (2) ASWB does not collect/report data in a way that test takers can be separated by year of degree completion (graduation); and, (3) Many of our graduates work for agencies exempt from state statutes related to social work licensing, and therefore, and not required to take the licensing exam

Graduation Rates as Reported to IPEDS

When calculating these rates IPEDS only looks at traditional first-time, full-time, degree seeking students, which has been about 10% of Spalding undergraduates. Because of small cohorts, a few students can greatly influence the graduation rate calculation.

Trend Data for the IPEDS 6-Year (150%) Graduation Rate for First-Time, Full-Time, Degree-Seeking Cohorts

	2005-06	2006-07	2007-08	2008-09	2009-10	2010-11	2011-12	2012-13
Spalding University	29.0%	23.9%	35.0%	34.0%	49.0%	42%	44%	39%
University of Louisville	40.7%	43.7%	46.0%	48.0%	48.6%	50.8	52.1%	Not Available

Tuition and Cost – 2013-2014

Tuition and Fees – 2013-2014	Tuition per credit hour
Undergraduate- Daytime Courses #100-400, except Health Sciences, Nursing, and OT	\$715.00
Health Sciences, Nursing, and OT Undergraduate DAY courses #300-700	\$ 780.00
Adult Accelerated Program (AAP) Undergraduate evening/weekend courses, #100-400	\$ 390.00
Applied Behavioral Analysis (ABA)	\$895.00
Social Work, Master (MSW) Graduate courses, #500-700	\$ 665.00
Master of Science in Business Communication (MSBC) Graduate courses #500-700	\$ 590.00
Psychology-Doctorate (Psy.D.) Graduate courses #500-800	\$895.00
Education, Master Graduate courses #500-600	\$ 670.00*
Education, Doctorate – Ed.D. Graduate courses #700-800	\$ 735.00
Master of Fine Arts in Writing (MFA)	\$540 (Each Residency)

*55,000 Degree Scholarship Program

For all master's education courses, reduces tuition to \$350 per credit hour.

Housing Costs– 2013-2014

For Financial Aid purposes, all room and meal charges are posted to students' tuition accounts at the beginning of the term.

For example, the charges for Sessions 1, 2, & 3 will be charged at the beginning of the fall term in August.

Room Charge per Term (Fall and Spring) - 3 Sessions

Private Room	\$ 3050.00/semester
Double Room	\$ 2800.00/semester

Meal Charge per Term (Fall and Spring) - 3 Sessions

Full (17 meals/week)	\$2400.00/semester
Standard (10 meals/week)	\$1400.00/semester
Flex Plan (5 meals/week)	\$1200.00/semester

\$250.00 application/housing deposit includes \$100.00 refundable damage deposit, \$100.00 application fee, and \$50.00 key fee.

Tuition and Cost Reported in IPEDS Institutional Characteristics Report

Undergraduate	09-10	10-11	11-12	12-13	13-14
Tuition Per Credit Hour	\$570	\$585	\$645	\$685	\$748*
Average Fee Per Credit Hour	\$25	\$20	N/A	N/A	N/A
Tuition (based on 30 Credits)	\$17,100	\$17,550	\$19,350	\$20,550	\$22,425
Fees ¹	\$600	\$600	N/A	N/A	N/A
Total Tuition and Fees (based on 30 Credits)	\$17,800	\$18,150	\$19,350	\$20,550	\$22,425
Room Charges (Double Occupancy)	\$2,000	\$2,150	\$5,400	\$5,600	\$5,600
Board Charges (Maximum Plan)	\$1,000	\$4,710	\$3,400	\$4,800	\$4,800
Combined Room and Board (6 Sessions)	\$3,000	\$6,860	\$8,800	N/A	N/A
Books and Supplies	\$1,260	\$1,260	\$1,260	\$1,050	\$1,050
On Campus Other Expenses	\$2,192	\$2,700	\$3,564	\$3,564	\$3,564
TOTAL Tuition, Room, Board, Books and Other Expenses	\$24,252	\$28,370	\$32,974	\$35,564	\$37,439
Off Campus (not with family) Room and Board	\$10,920	\$11,920	\$10,920	\$10,920	\$10,920
Off Campus (not with family) Other Expenses	\$3,488	\$3,488	\$3,564	\$3,564	\$3,564
Off Campus (with family) Other Expenses	\$3,488	\$3,488	\$3,564	\$3,564	\$3,564

* Based on average of undergraduate tuition rates

¹ We no longer charge separate course fees

Graduate	08-09	09-10	10-11	11-12	12-13	13-14
Application Fee	\$30	\$30	\$30	\$30	\$30	\$30
Average Tuition – Full Time	\$11,340	\$11,340	\$11,520	\$12,222	\$12,600	\$12,285
Required Fees – Full Time	\$540	\$405	\$450	N/A	N/A	N/A
Per Credit Hour Charge – PT	\$630	\$630	\$640	\$679	\$700	\$683

Financial Aid

Financial Aid 2012: Full-time, First-Time, Degree-Seeking Cohort (as reported to IPEDS)

Fall 2012 Full-time, First-time Degree-seeking cohort	171
Number in cohort who received any financial aid	170 (99%)

Types of aid	Number of students receiving aid	Percent of cohort receiving aid	Average amount of aid they received
Federal grants (grants/educational assistance funds)	93 (out of 171)	54%	\$4,774
State/local government grants (grants/scholarships/waivers)	134 (out of 171)	78%	\$4,121
Institutional grants (scholarships/fellowships)	165 (out of 171)	96%	\$8,905
Federal loans (include Perkins Loans)	114 (out of 171)	67%	\$5,655

College Affordability

College affordability is a hot topic in higher education. In accordance with the Higher Education Opportunity Act of 2008 (HEOA), any postsecondary institution that participates in Title IV federal student aid programs must post a net price calculator on its website that uses institutional data to provide estimated net price information to current and prospective students and their families based on a student's individual circumstances. This calculator allows students to calculate an estimated net price of attendance at an institution (defined as cost [price] of attendance minus grant and scholarship aid) based on what similar students paid in a previous year. The net price calculator is required for all Title IV institutions that enroll full-time, first-time degree- or certificate-seeking undergraduate students. Spalding University's calculator can be found here: <https://spalding.studentaidcalculator.com/survey.aspx>

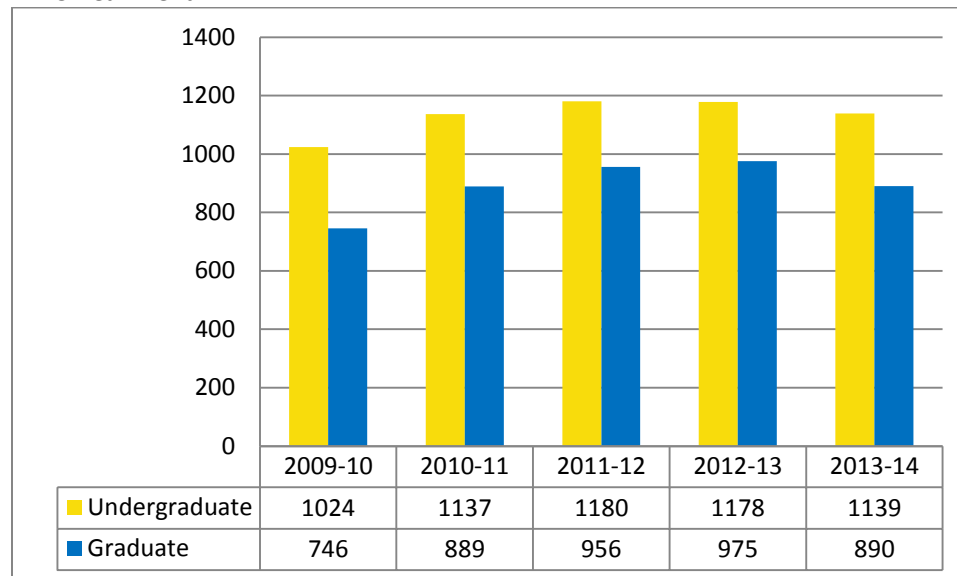
Student Enrollment

FTE	Fall 09-10	Fall 10-11	Fall 11-12	Fall 12-13	Fall 13-14
Total number of full-time undergraduate students (those taking 12 or more credit hours)	841	961	983	985	954
Total number of full-time graduate students (those taking 9 or more credit hours)	590	718	765	823	772
Total FTE of part-time undergraduate student enrollment**	183	176	197	193	185
Total FTE of part-time graduate student enrollment***	156	171	191	152	118
Total number of student FTE's enrolled in Spalding University	1771	2026	2136	2153	2029

**Calculated by using the SACS formula for reporting enrollment information (total hours of all undergraduate students carrying fewer than 12 credit hours divided by 12)

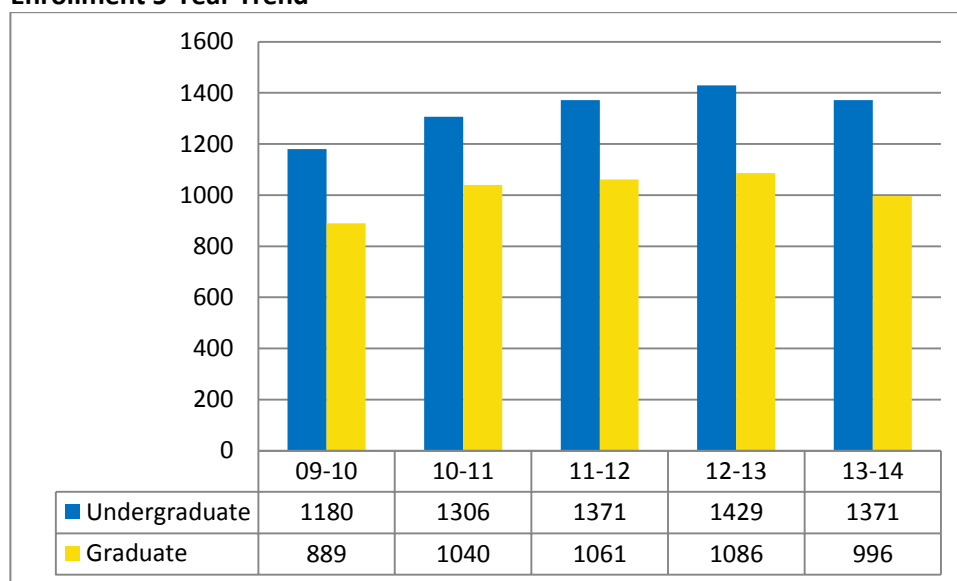
***Calculated by using the SACS formula for reporting enrollment information (total hours of all post-baccalaureate students carrying fewer than 9 credit hours divided by 9)

FTE 5-Year Trend



Head Count	Fall 09-10	Fall 10-11	Fall 11-12	Fall 12-13	Fall 13-14
Total number of full-time undergraduate students (those taking 12 or more credit hours)	841	961	983	985	954
Total number of full-time graduate (those taking 9 or more credit hours)	590	718	765	823	772
Total headcount of part-time undergraduate student enrollment	339	345	388	444	417
Total headcount of part-time graduate student enrollment	299	322	296	263	224
Total number of students enrolled in Spalding University (Headcount)	2069	2346	2432	2515	2367

Enrollment 5-Year Trend

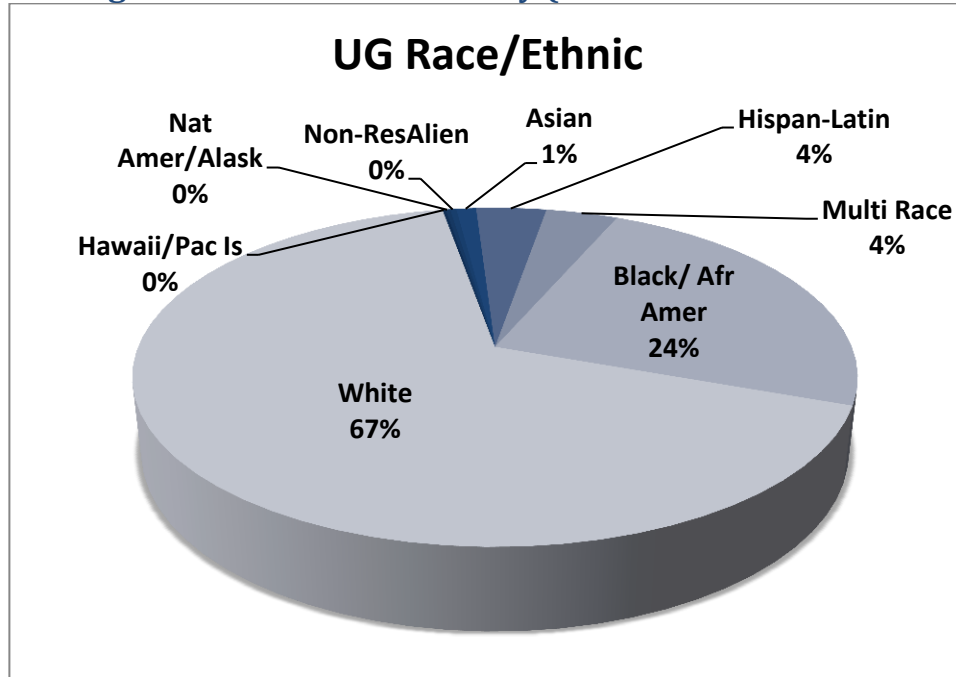


Student Ethnicity

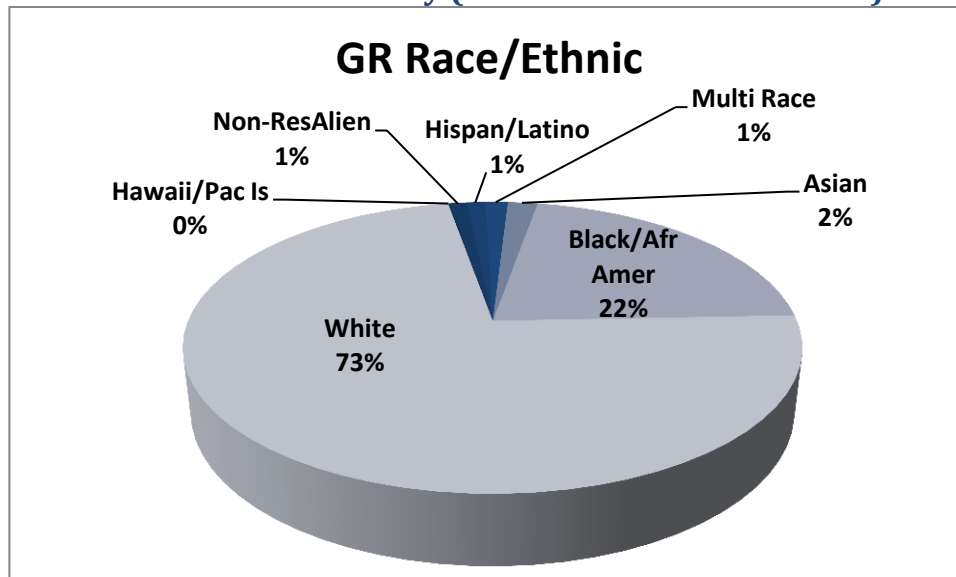
As reported in 2013 CPE Fall Enrollment Data

	Graduate	Undergraduate	Grand Total
FEMALE	780	956	1736
Full Time	602	680	1282
1-Non Resident Alien	4	1	5
2-Black, non-Hispanic	111	147	258
3-American Native/Alaskan	0	2	2
4-Asian	11	7	18
5-Hispanic	5	26	31
6-White	372	447	819
7-Unknown/RFA	91	26	117
8-Multi Race	8	23	31
9-Hawaiian/Pacific Islander	0	1	1
Part Time	178	276	454
1-Non Resident Alien	1	0	1
2-Black, non-Hispanic	44	81	125
3-American Native/Alaskan	0	0	0
4-Asian	2	0	2
5-Hispanic	3	6	9
6-White	109	142	251
7-Unknown/RFA	17	41	58
8-Multi Race	2	6	8
9-Hawaiian/Pacific Islander	0	0	0
MALE	216	415	631
Full Time	170	274	444
1-Non Resident Alien	1	2	3
2-Black, non-Hispanic	22	50	72
3-American Native/Alaskan	0	1	1
4-Asian	2	4	6
5-Hispanic	1	11	12
6-White	119	183	302
7-Unknown/RFA	24	7	31
8-Multi Race	1	15	16
9-Hawaiian/Pacific Islander	0	1	1
Part Time	46	141	187
1-Non Resident Alien	3	1	4
2-Black, non-Hispanic	9	18	27
3-American Native/Alaskan	0	0	0
4-Asian	1	2	3
5-Hispanic	1	3	4
6-White	28	53	81
7-Unknown/RFA	2	61	63
8-Multi Race	1	3	4
9-Hawaiian/Pacific Islander	1	0	1
Grand Total	996	1371	2367

Undergraduate Student Diversity (CPE Fall Enrollment 2013)

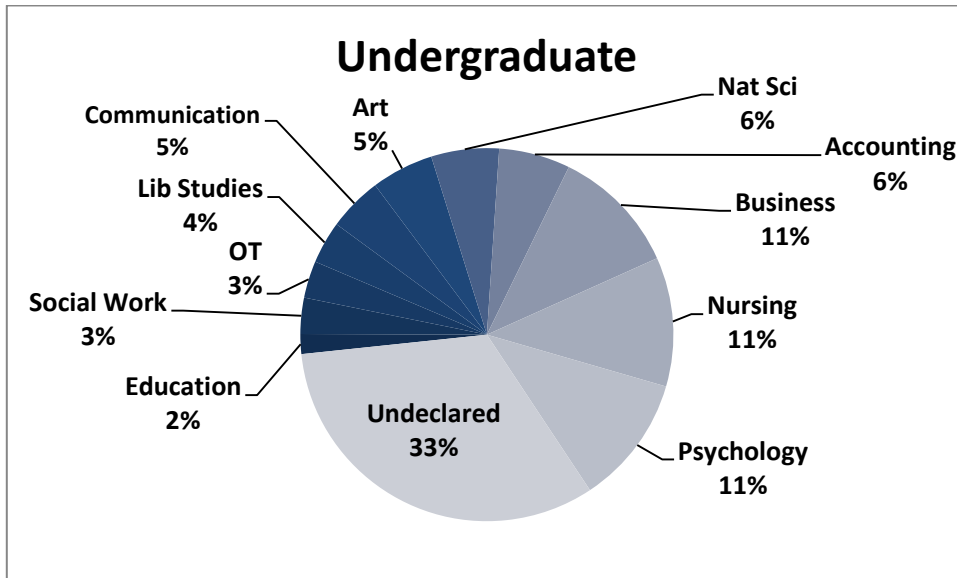


Graduate Student Diversity (CPE Fall Enrollment 2013)

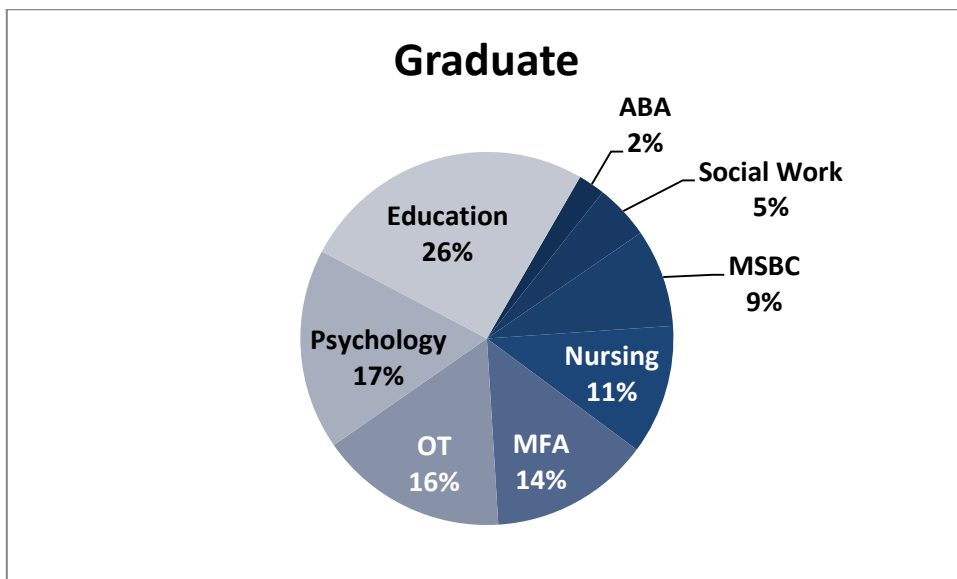


Enrollment

Undergraduate Students by Program- Fall 2013



Graduate Students by Program- Fall 2013



Age of Students

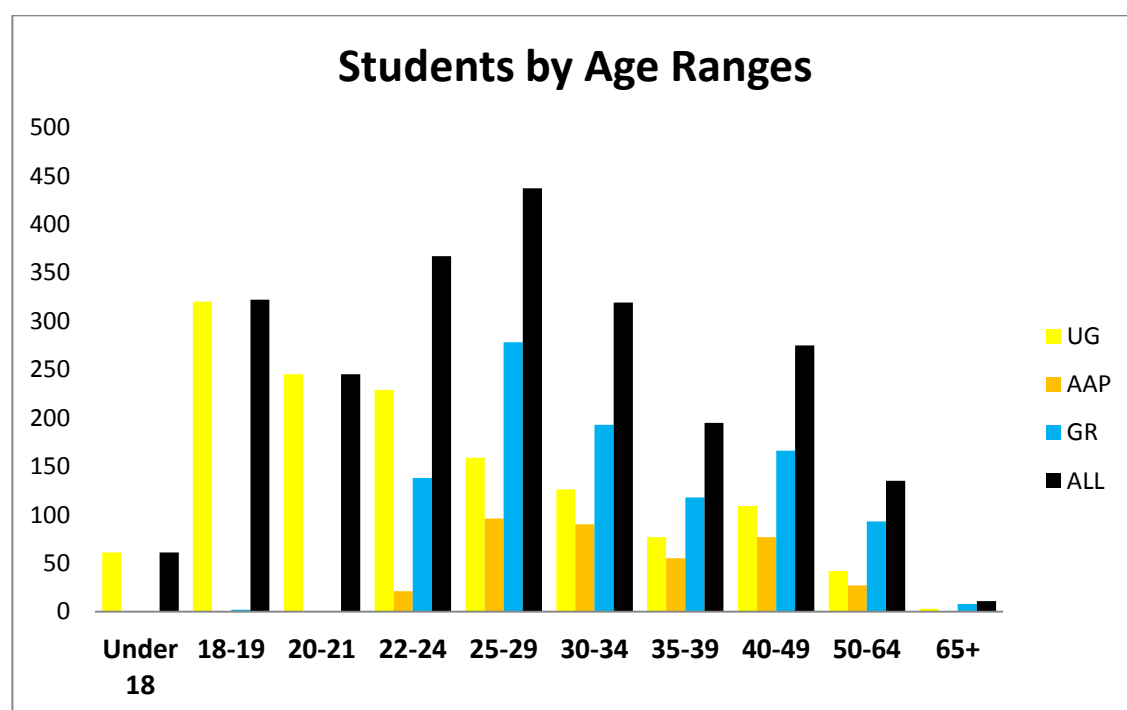
UNDERGRADUATES

Traditional Average Age = 26 years old

AAP Average Age=32

GRADUATES

Average Age = 34 years old



ETS Proficiency Profile

(Previously the Academic Profile [AP] and the Measure of Academic Proficiency and Progress [MAPP])

Spalding University administers the Proficiency Profile, still commonly referred to as the “MAPP”, to both first-year students and rising juniors to assess the University Studies program. This assessment helps Spalding to reflect upon the collected results and make decisions about continuous improvement across campus.

As of December 2013, Spalding data includes 436 students who have taken both the first-year (freshmen) and rising junior exams. This is the “apples-to-apples” data comparison that shows outcomes for students who came to Spalding University in their first year (or transferred in with less than 16 credits) and continued to take classes into their junior year. These students will be referred to as the “Spalding Cohort” or “cohort”. This data reflects *cumulative* data from December 2006 to December 2013.

Spalding University junior cohorts are testing out at a lower percentile (35th percentile) than all juniors with the national average (42nd percentile). In this report, Spalding Cohort students showed a gain between first year and junior exams (+4.39) which is higher than the national average (+3.63). We continue to show larger gains than the national average in many areas, most notably in Mathematics and Natural Sciences.

The current data indicates that Spalding students are gaining skills between their first and junior years. The national averages include all first-years and juniors nationwide who have taken the exam but do not represent an “apples-to-apples” match like the Spalding cohort, so actual gain of national scores between all freshman and all juniors is not exact.

	Overall scores Scale 400-500	Critical Thinking Scale 100-130	Reading Scale 100-130	Writing Scale 100-130	Math Scale 100-130	Humanities Scale 100-130	Social Sciences Scale 100-130	Natural Sciences Scale 100-130
ETS National Scores for JUNIORS	441.97 53 rd Percentile	111.38	117.55	113.78	112.54	114.48	113.16	114.85
SU Freshman Cohort (436)	429.60 37th Percentile	108.53	113.08	111.45	109.07	111.33	109.84	111.58
SU Junior Cohort* (436)	434.29 35th Percentile	109.88	114.65	112.37	110.41	112.40	111.06	112.97
Change in scores from Freshman to Junior (Nat'l change)	+4.39 (+3.63)	+1.35 (+ 1.16)	+1.57 (+1.51)	+0.92 (+ 0.73)	+1.34 (+ 0.42)	+1.07 (+ 1.17)	+1.22 (+ 1.17)	+1.39 (+ 1.04)

Athletics

The Golden Eagles field eight women's and six men's teams, including men's and women's basketball, men's and women's soccer, men's and women's cross country, men's and women's golf and men's and women's track and field, as well as baseball, softball, women's volleyball, and women's bowling.

<http://www.spaldingathletics.com>



Championships & Athlete Recognitions

In the last five years, the Golden Eagles have captured four United States College Athletic Association (USCAA) National Championships in women's volleyball, baseball, softball and cross country.

In 2013, men's basketball, men's golf, and men's cross country won Saint Louis Intercollegiate Athletic Conference (SLIAC) championships.

Intermural Sports 2013-14

MENS	WOMENS
Basketball	Basketball
Baseball	Bowling
Cross Country	Cross Country
Golf	Golf
Soccer	Soccer
Track and Field	Softball
	Track and Field
	Volleyball

Athletics Staff

Administrative Staff:

Roger Burkman	Athletic Director
Lisa Bash-DeFrees	SWA/Assistant Athletic Director
Charlie Just	Compliance
Brian Clinard	Sports Information Director
David Hudson	Faculty Athletics Representative(FAR)

Athletic Training:

Rebekah Hibbert	Athletic Trainer
-----------------	------------------

Strength and Conditioning

Sarah Clinton	Strength & Conditioning Coach
---------------	-------------------------------

Athletic Coaches

Men's Basketball:

Kevin Gray	Head Coach
Ryan Williams	Assistant Coach
Tashad Myers	Assistant Coach

Women's Basketball:

Charlie Just	Head Coach
Tim Clark	Assistant Coach
Amy Siegel	Assistant Coach
Greg Shackert	Assistant Coach
Kaila Smith	Assistant Coach

Baseball:

Jeremy Sheeting	Head Coach
Matt Downs	Assistant Coach
Timmy Wimsatt	Assistant Coach

Bowling:

Barb Schwiermann	Head Coach
Don Schwiermann	Assistant Coach

Men's & Women's Cross Country:

Kevin Alessandro	Head Coach
Michael Eaton	Assistant Coach
Carissa Martin	Assistant Coach

Men's Golf:

Cory Kaufman	Head Coach
Cody Sheeley	Assistant Coach

Women's Golf:

Cory Kaufman	Head Coach
Cody Sheeley	Assistant Coach

Men's Soccer:

Adam Boyer	Head Coach
Darren Yeagle	Assistant Coach

Women's Soccer:

Shilo Rayburn	Head Coach
Holly Freeland	Assistant Coach

Softball:

Art Williams	Head Coach
Shannon Casey	Assistant Coach

Men's & Women's Track & Field:

Kevin Alessandro	Head Coach
Michael Eaton	Assistant Coach
Malcolm Miller	Assistant Coach
Carissa Martin	Assistant Coach

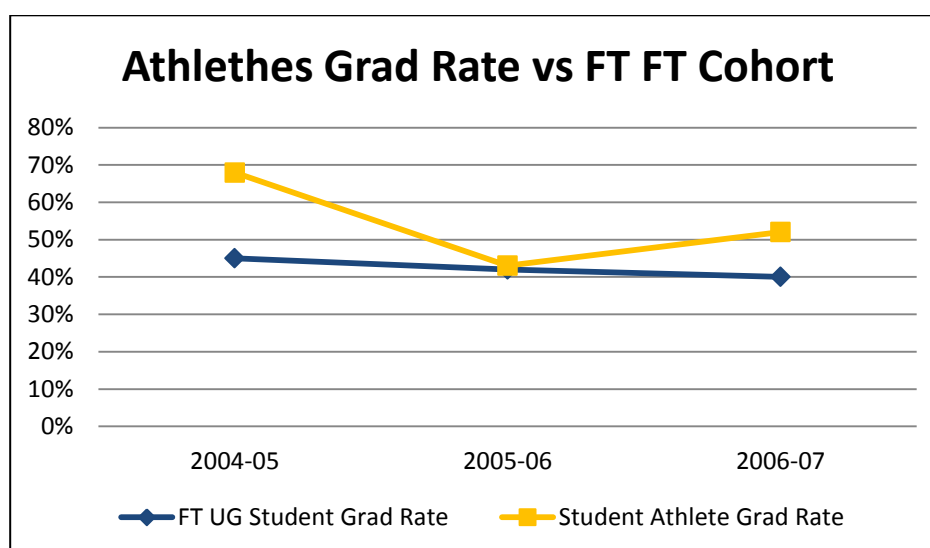
Volleyball:

Bridget Yates	Head Coach
Steve Kennedy	Assistant Coach

NCAA Data

One of the benchmarks of success is the graduation rates of our student athletes. The data below reflects that first year athletes continue to completion at a slightly higher rate when compared to the overall first year cohort member graduation rate. In 2005 Roger Burkman came to Spalding as the Athletic Director and has been redesigning and growing the athletic opportunities for the university since that time. This includes the move from NAIA to NCAA Division III competition. We expect to see student athlete success continue in an upward trend as new graduation data becomes available.


Cohort Year	FT UG Student Grad Rate	Student Athlete Grad Rate
2004-05	45%	68%
2005-06	42%	43%
2006-07	40%	52%



Athletic Facilities

The Spalding University Golden Eagles athletic program has expanded its training and competition venue to more than 45,000 square-feet with a renovation of the University Center, which also includes a campus wellness center. The transformation includes new locker rooms, an athletic training facility, a golf simulator, indoor batting cages, aerobic and weight training spaces and a student lounge. The expansion provides all students, faculty and staff with an athletic training and fitness center. This facility expands the university's wellness program. The state-of-the-art facility enhances team sports and increases the prominence of the athletic program.

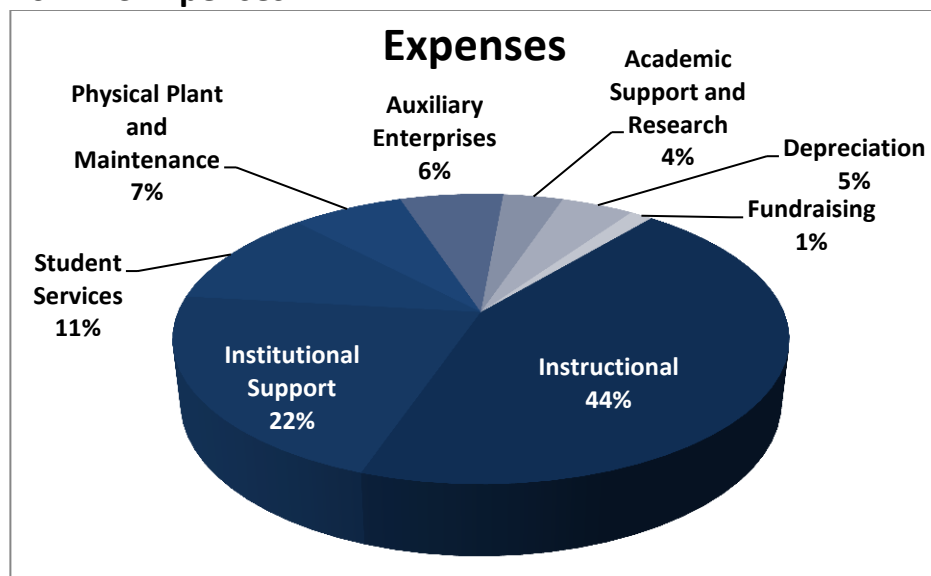
Last year, Spalding earned full membership in NCAA Division-III. The Golden Eagles won championships in the St. Louis Intercollegiate Athletics Conference (SLIAC) in golf, cross country and basketball, and made their inaugural appearances in NCAA national championship tournaments, (see sliac.org). With more than 200 student-athletes on team rosters, the Golden Eagles are soaring.



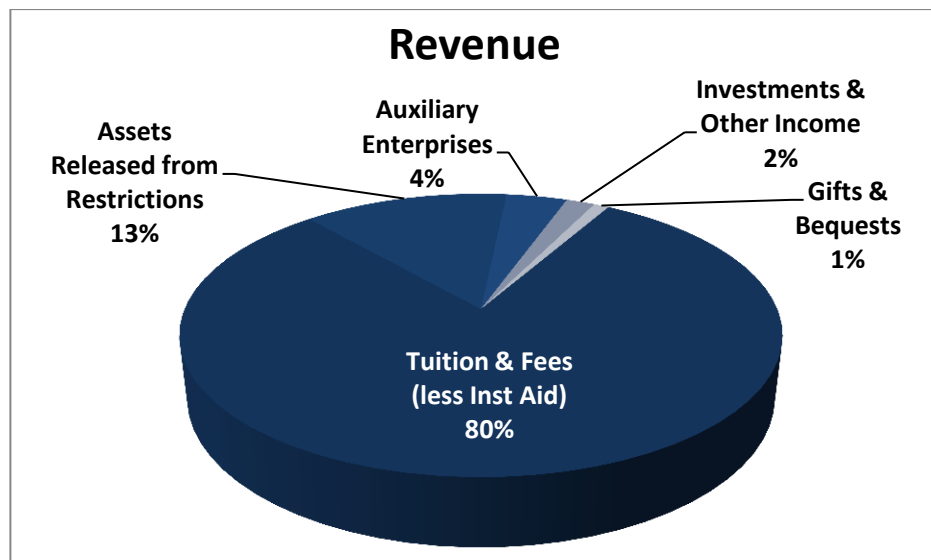
Finances

Financial health of the university is a strategic priority. Many new initiatives have been implemented to bring spending and budgets into balance over the last few years. A university wide review of budgets and spending occurred to better manage operational costs. Additionally, the last couple of years have seen considerable growth in endowment dollars through prudent investment and reduction in investment management fees. Finally, in response to student need and a national emphasis on college affordability, Spalding has increased institutional student aid to address the current economic situation.

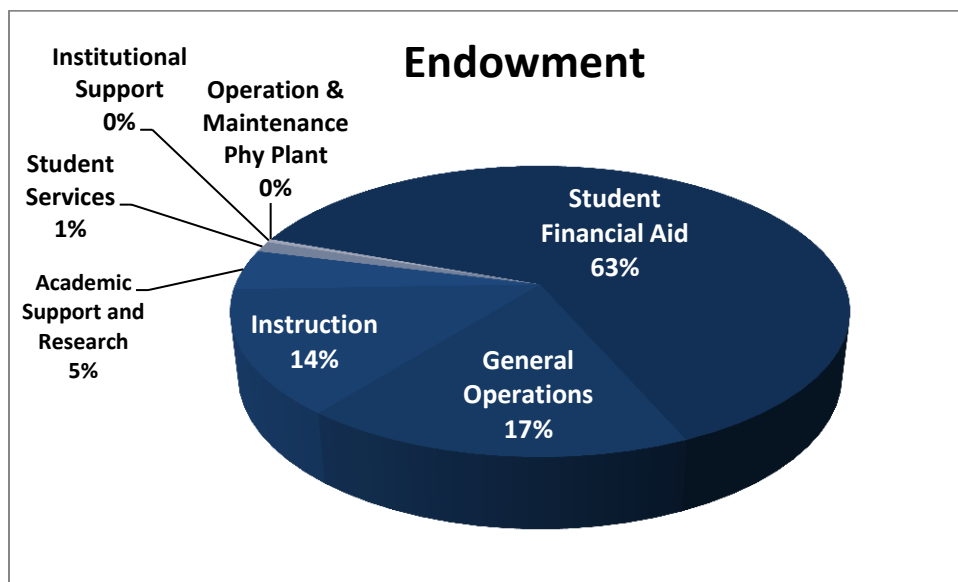
2012-13 Expenses



2012-13 Revenues



2012-13 Endowment



Institutional Aid Trend Data

